

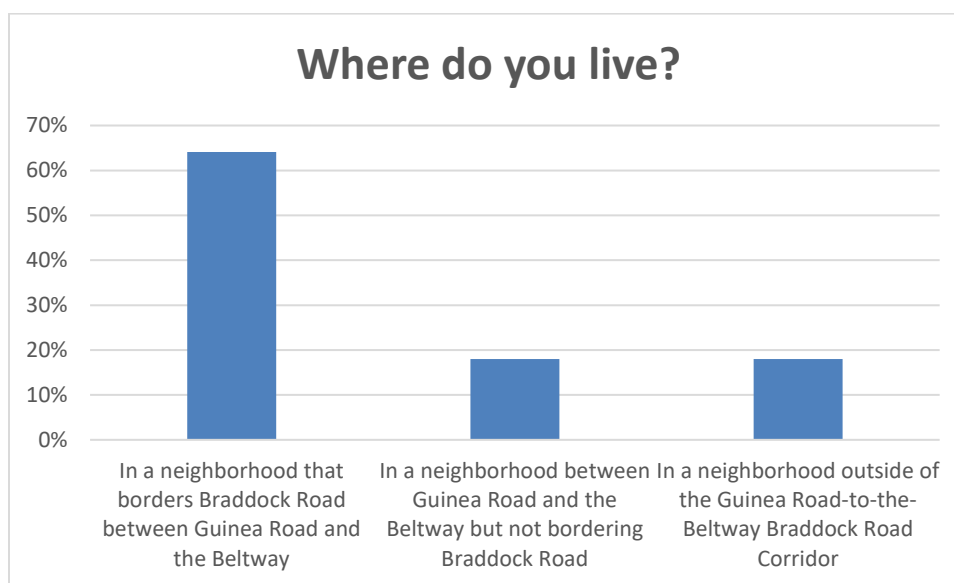
**August 1, 2017**  
**Braddock Road Multimodal Study**  
**Fairfax County, Virginia**

**Summary of Comments Received on Survey:**  
**Transportation Options for Braddock Road Corridor**

*In addition to the comments received at the June 26<sup>th</sup> meeting, a survey was posted online between 6/26/17 and 7/26/17. A total of approximately 1600 people responded to this survey.*

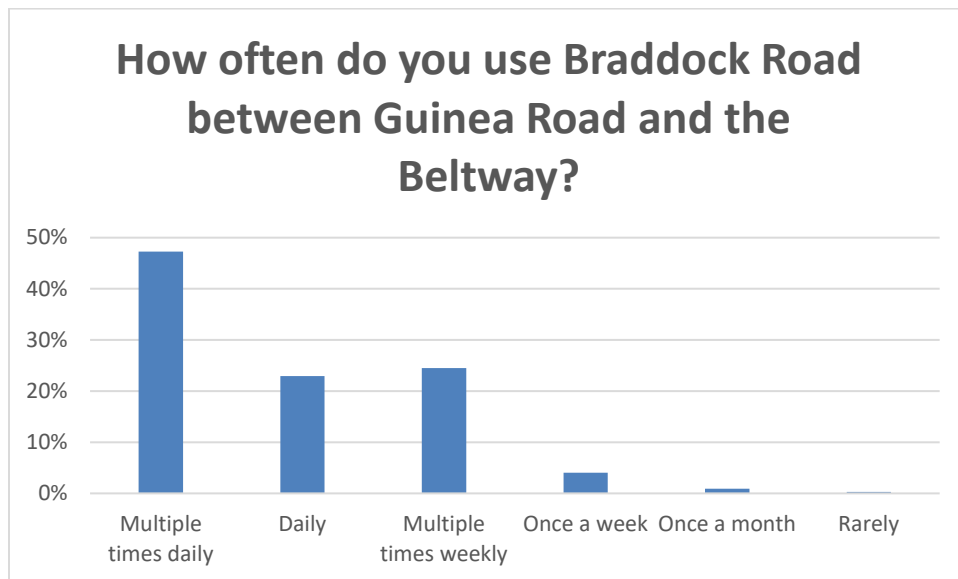
1. Where do you live?

Answer Choices	Responses	
In a neighborhood that borders Braddock Road between Guinea Road and the Beltway	64.07%	1020
In a neighborhood between Guinea Road and the Beltway but not bordering Braddock Road	17.96%	286
In a neighborhood outside of the Guinea Road-to-the-Beltway Braddock Road Corridor	17.96%	286
	<b>Answered</b>	<b>1592</b>



2. How often do you use Braddock Road between Guinea Road and the Beltway?

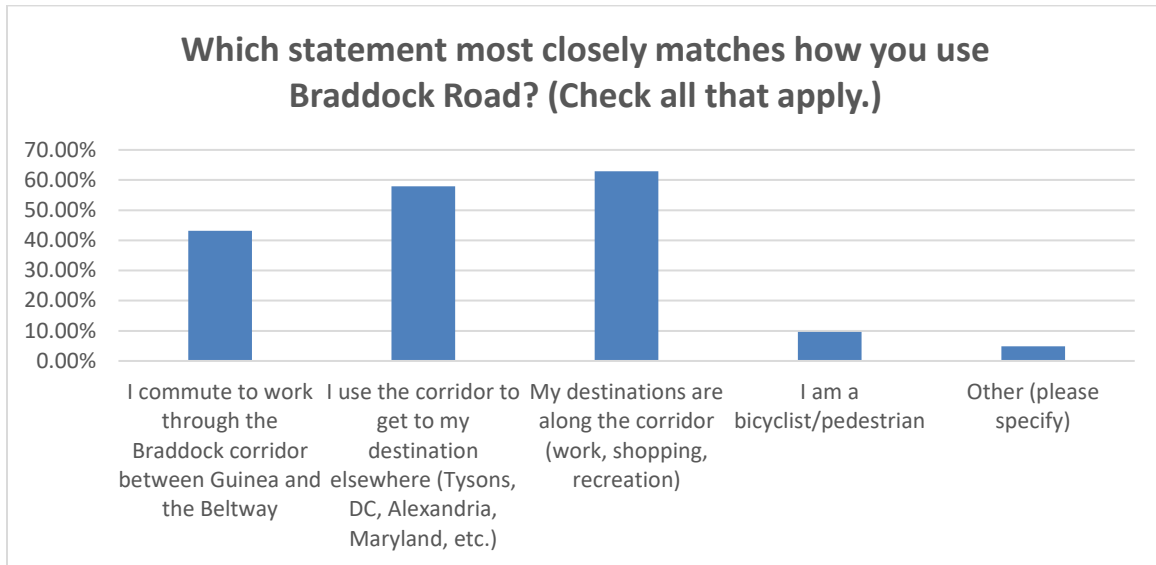
Answer Choices	Responses	
Multiple times daily	47.25%	756
Daily	22.94%	367
Multiple times weekly	24.50%	392
Once a week	4.06%	65
Once a month	0.94%	15
Rarely	0.31%	5
	<b>Answered</b>	<b>1600</b>



3. Which statement most closely matches how you use Braddock Road? (Check all the apply.)

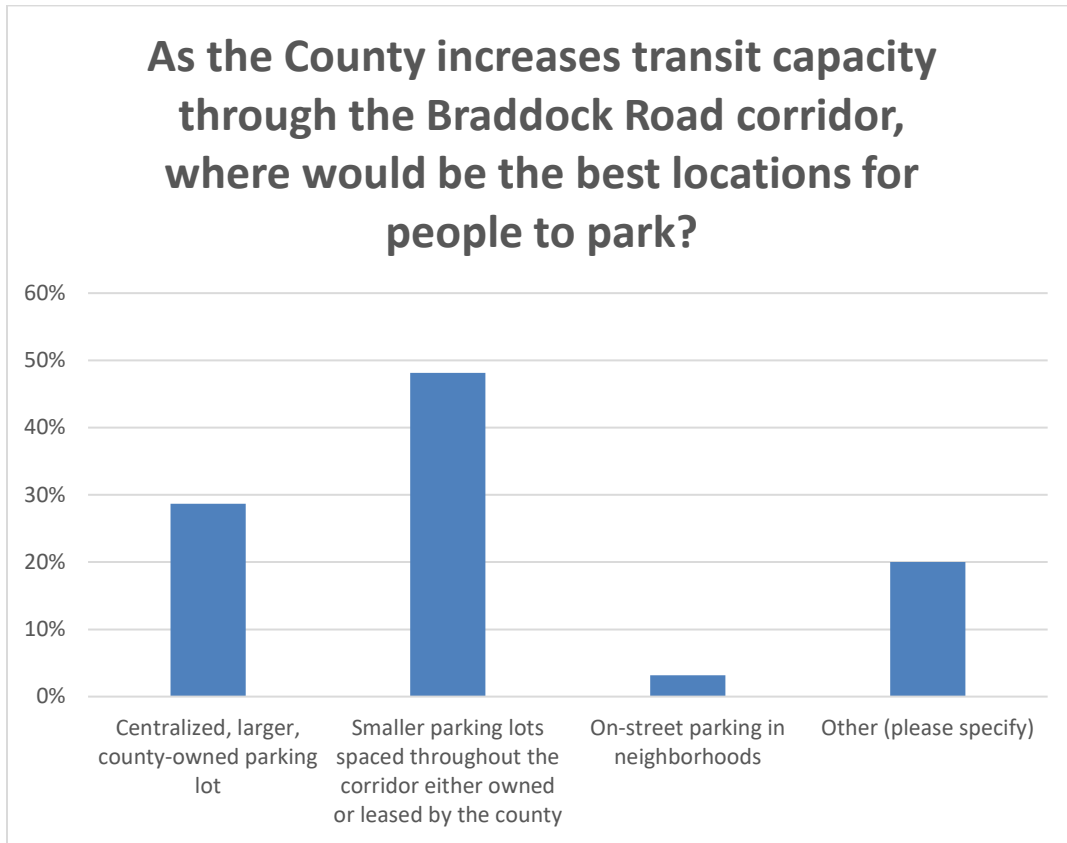
Answer Choices	Responses*	
I commute to work through the Braddock corridor between Guinea and the Beltway	43.12%	690
I use the corridor to get to my destination elsewhere (Tysons, DC, Alexandria, Maryland, etc.)	57.88%	926
My destinations are along the corridor (work, shopping, recreation)	62.88%	1006
I am a bicyclist/pedestrian	9.63%	154
Other (please specify)	4.81%	77
	<b>Number of People Responding</b>	<b>1600</b>

\*Respondents provided multiple answers to this question.



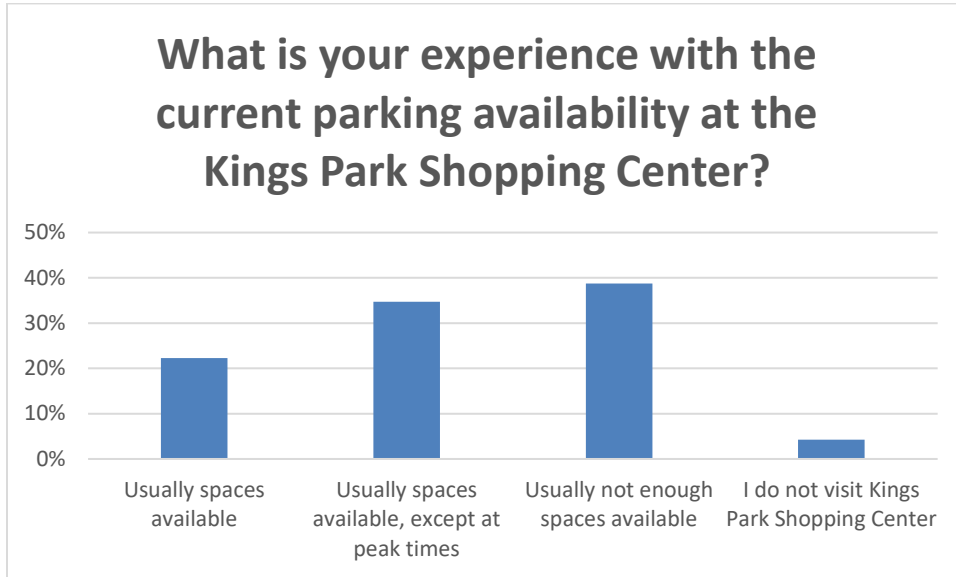
4. As the County increases transit capacity through the Braddock Road corridor, where would be the best locations for people to park?

Answer Choices	Responses	
	Centralized, larger, county-owned parking lot	28.67%
Smaller parking lots spaced throughout the corridor either owned or leased by the county	48.13%	755
On-street parking in neighborhoods	3.16%	49
Other (please specify)	20.04%	311
	<b>Answered</b>	<b>1562</b>
	<b>Skipped</b>	<b>37</b>



5. What is your experience with the current parking availability at the Kings Park Shopping Center?

Answer Choices	Responses	
Usually spaces available	22.26%	355
Usually spaces available, except at peak times	34.73%	554
Usually not enough spaces available	38.75%	618
I do not visit Kings Park Shopping Center	4.26%	68
	<b>Answered</b>	<b>1595</b>

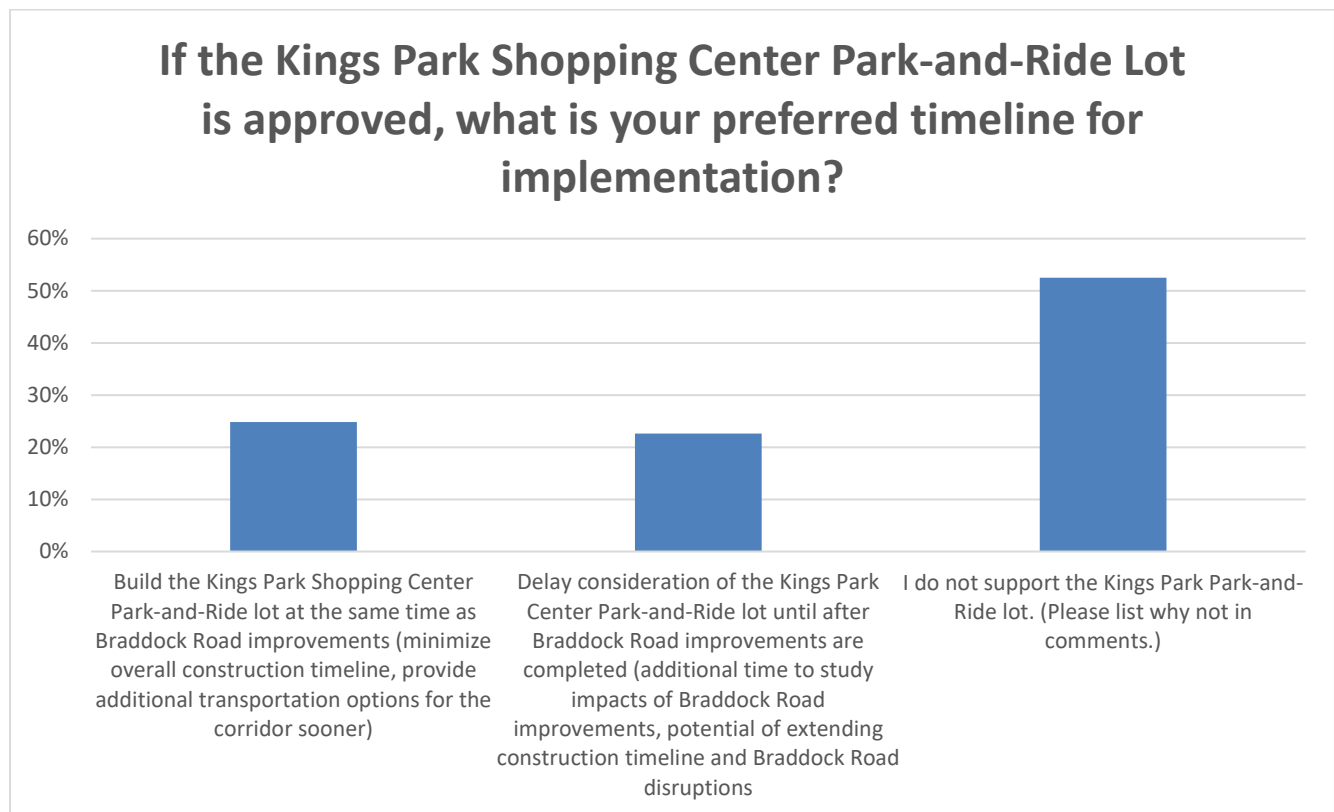


6. Fairfax County Department of Transportation staff is recommending a park-and-ride lot to encourage public transportation and ridesharing along the Corridor to be built at the Kings Park Shopping Center. The 260-car lot would be developed on the back lot of the retail center, facing Braddock Road. In general, would you support a Park-and-Ride lot at the Kings Park Shopping Center?

Answer Choices	Responses	
Yes	22.63%	342
No	63.00%	952
Unsure	14.36%	217
Comments		565
<b>Answered</b>		<b>1511</b>
<b>Skipped</b>		<b>92</b>

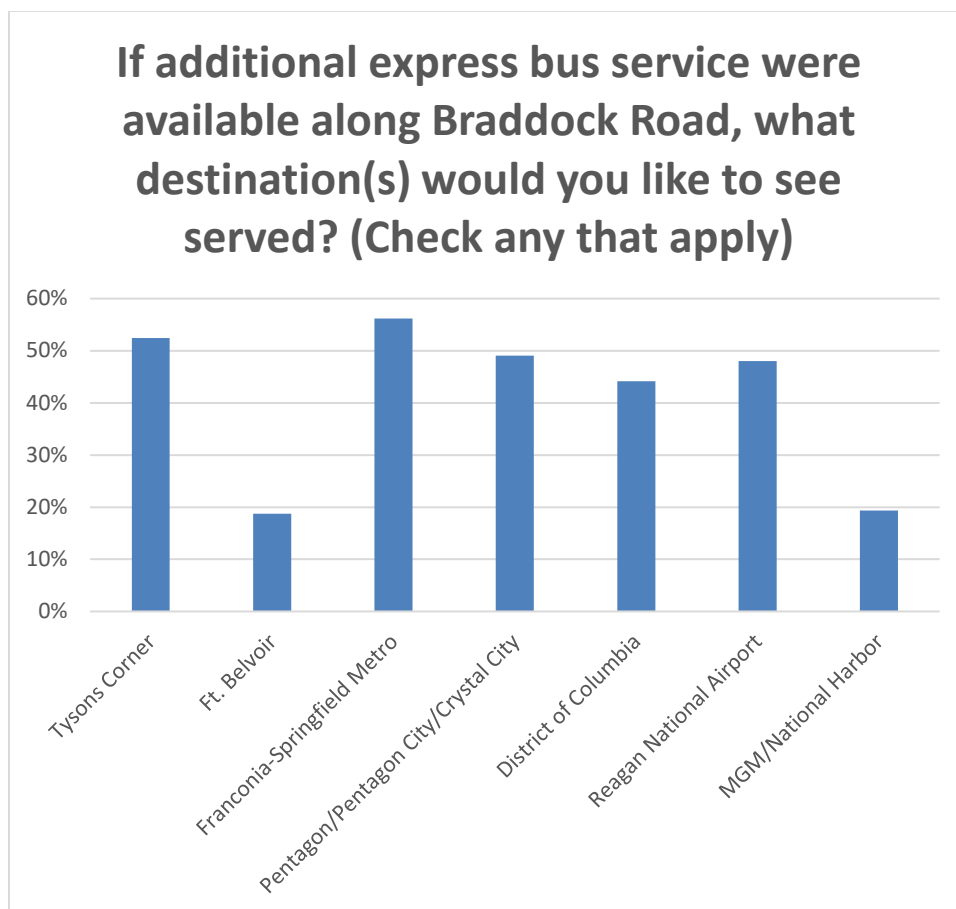
7. If the Kings Park Shopping Center Park-and-Ride Lot is approved, what is your preferred timeline for implementation?

Answer Choices	Responses	
Build the Kings Park Shopping Center Park-and-Ride lot at the same time as Braddock Road improvements (minimize overall construction timeline, provide additional transportation options for the corridor sooner)	24.85%	372
Delay consideration of the Kings Park Center Park-and-Ride lot until after Braddock Road improvements are completed (additional time to study impacts of Braddock Road improvements, potential of extending construction timeline and Braddock Road disruptions by a year or more)	22.65%	339
I do not support the Kings Park Park-and-Ride lot. (Please list why not in comments.)	52.51%	786
Comments		678
	<b>Answered</b>	<b>1497</b>



8. If additional express bus service were available along Braddock Road, what destination(s) would you like to see served? (Check any that apply)

Answer Choices	Responses	
Tysons Corner	52.41%	609
Ft. Belvoir	18.76%	218
Franconia-Springfield Metro	56.20%	653
Pentagon/Pentagon City/Crystal City	49.05%	570
District of Columbia	44.15%	513
Reagan National Airport	48.02%	558
MGM/National Harbor	19.36%	225
	<b>Answered</b>	<b>1162</b>



9. Please use this space for any additional comments or feedback.